

aluminum systems
albau

Modern Aluminum Closing Solutions



2024

Product Catalog



albau-usa.com

GUILLOTINE GLASS

 Made in USA

About Us

Albau Aluminum & Glass System LLC is a manufacturer of modern aluminum enclosure systems based in New Jersey.



Our dedicated teams specialize in the manufacturing and installation of all the products we offer, providing end-to-end service. We address seasonal issues in your homes and workplaces by creating solutions with modern and intelligent aluminum-glass systems. How?

We design the outdoor space you envision together. In our projects, we use innovative, environmentally friendly, technologically advanced, and smart systems to quickly manufacture them.

We offer these aluminum and glass systems, which can be remotely controlled, integrated with features, with long-term warranties and service support that begins after installation.

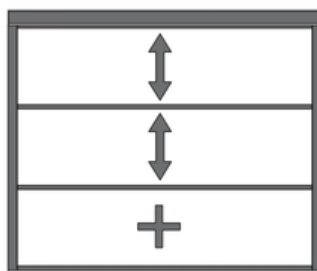
Albau Aluminum & Glass System LLC, provides solutions for seasonal problems like movable roof, winter garden, guillotine glass, sliding glass, garden fence, zip curtain and windbreak that can all be integrated with your smart phone so that you can have all the control at your finger tip.

We provide project - manufacturing and assembly services in America and Canada.

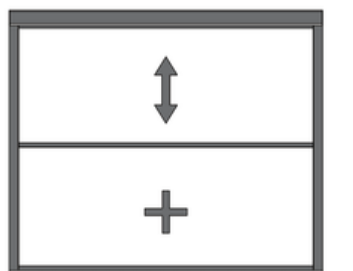
It's time to make your dream home and office.

Design


Guillotine window systems are systems where windows open vertically with a remote control.



3 Panels Guillotine System



2 Panels Guillotine System



Depending on the measurements and the project, it operates by the vertical opening and closing of 2 or 3 glass panels, overlapping each other.



5 years warranty



4 Seasons Protection



Smart Systems



Technical Support



Professional Quick Assembly

Introduction

Resistant to cracking and breaking with high-strength tempered glass and a sturdy aluminum frame, they are durable against all types of weather conditions.

In smart and technological guillotine window systems, double glazing is used to reduce heat transfer, providing better energy efficiency and sound insulation.

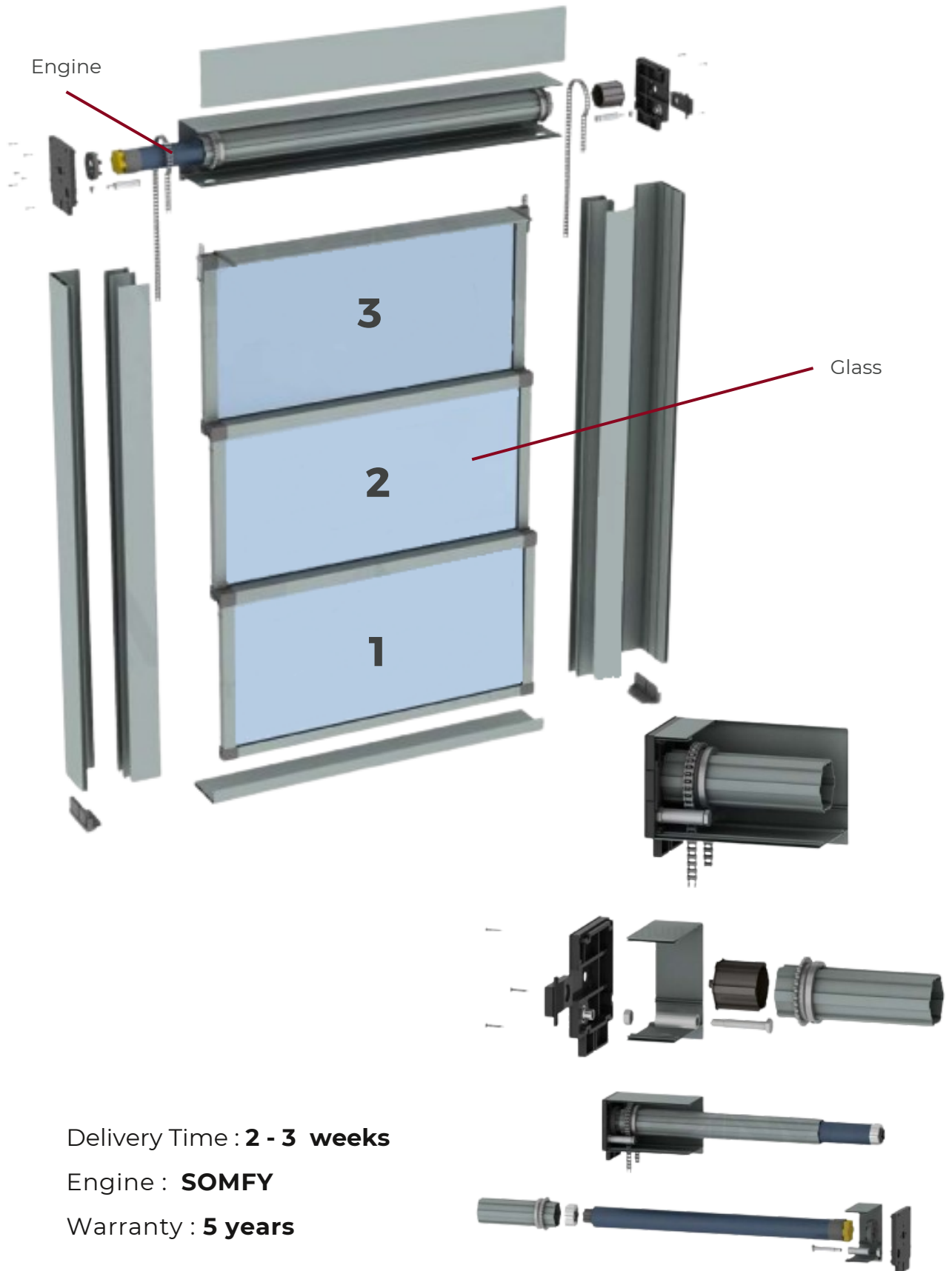
They are easy to clean and hygienic, adding a stylish and modern look to the space.

Fixed panels serve as railings when in the closed position.



Guillotine window systems are used in residences, cafes, restaurants, villas, farmhouses, winter gardens, and many other areas. We can custom manufacture guillotine windows in desired dimensions, offering various color options to match your style.

Primary Systems



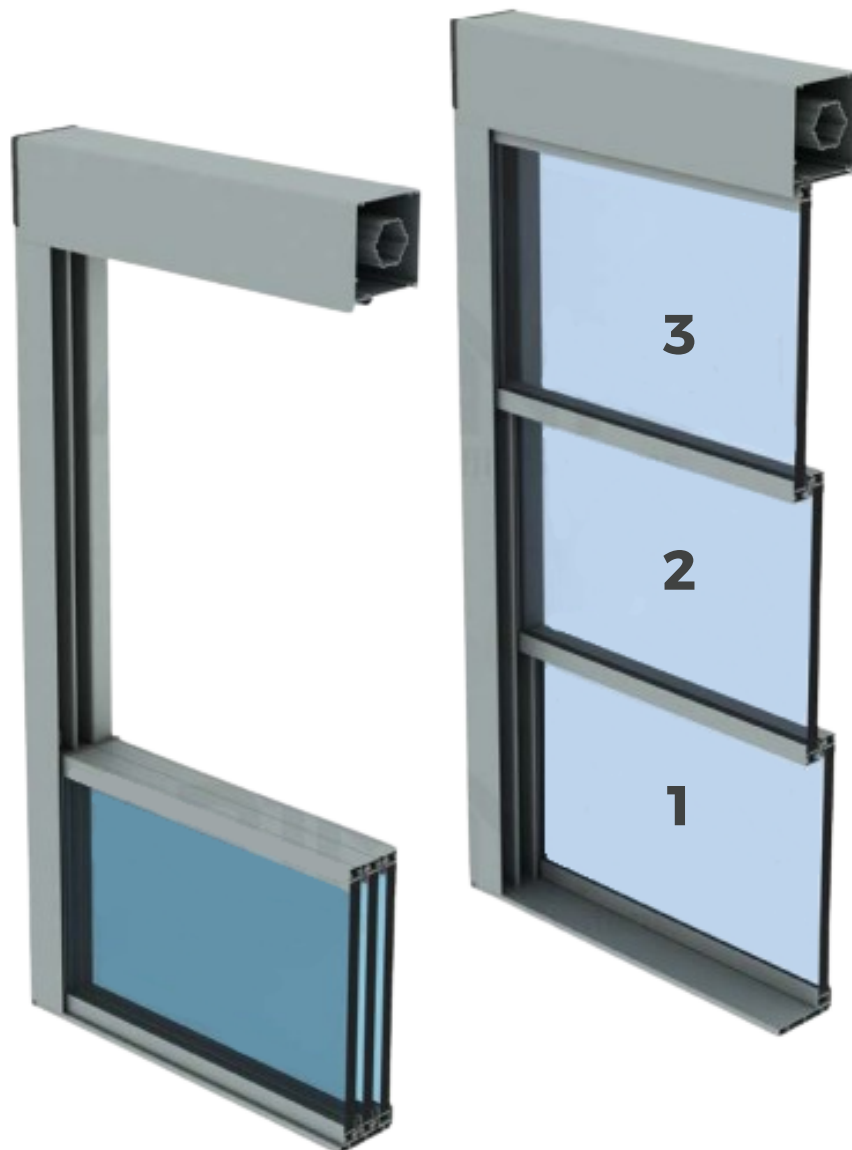
Delivery Time : **2 - 3 weeks**

Engine : **SOMFY**

Warranty : **5 years**

7 Dimensions

System	Transmission Part	Properties of Glass		Motor Properties		Max. Dimensions		Rail Width
		Glass Type	Glass Combination	Torque	Revolution	Max. Width	Max. Height	
Vision 1	Chain	Monolithic Glass	5/16" Tempered (8 mm)	120 Nm	11 Rpm	157,5" (4000 mm)	137,8" (3500 mm)	4,33" (110 mm)
Vision 2	Chain	Insulated Glass Unit	3/16 + 9/16 + 3/16" Tempered (5 +14+5 mm)	120 Nm	11 Rpm	125,9" (3200 mm)	137,8" (3500 mm)	4,92" (125 mm)
Vision 3	Chain	Insulated Glass Unit	3/16 + 9/16 + 3/16" Tempered (5 +14+5 mm)	120 Nm	11 Rpm	125,9" (3200 mm)	137,8" (3500 mm)	4,92" (125 mm)



8 **Project Examples**



aluminum systems

albau

Modern Aluminum Closing Solutions

+ 1 (888) - 857 88 61

375 Green St. Teterboro NJ 07608

www.albau-usa.com

info@albau-usa.com